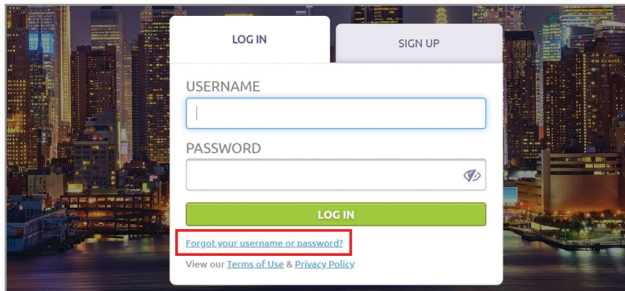


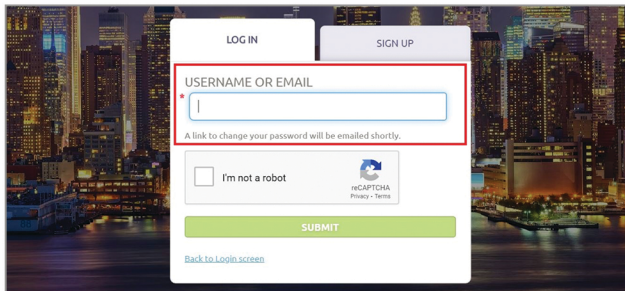
## CHANGES TO YOUR TRANSPARENT LANGUAGE ONLINE ACCESS

If you are a previous RBdigital user that had accessed Transparent Language Online through RBdigital, you will need to perform a password reset in order to gain access to your account and your learning history. **This is a one-time password reset and when you come back to the Transparent Language Online login page, you will be able to access Transparent Language Online with your username and new password.**

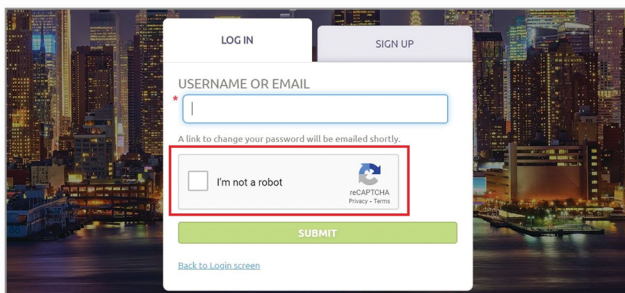
**To recover your Transparent Language Online account:**



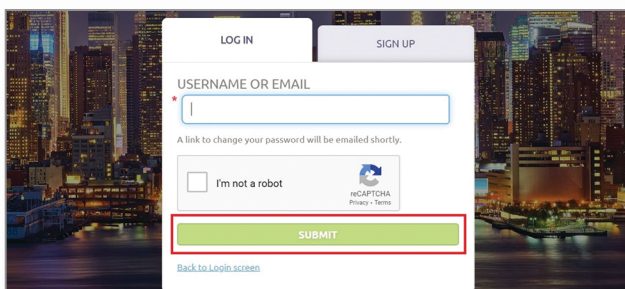
1. Go to the login screen of your Transparent Language Online account and click "**Forgot your username or password?**". (If you are not sure of the link to your library's Transparent Language Online account, you can go to <https://www.transparent.com/login/> and enter your email address in the Transparent Language Online box.)



2. On the next screen, fill in the **USERNAME OR EMAIL** field with the **email address** that was previously associated with your RBdigital account.



3. If the reCAPTCHA box appears, **mark the I'm not a robot checkbox**. This feature may not appear for all users. When present, this checkbox is required.



4. Click **SUBMIT**. You will soon receive an email with a link to reset your password.